

Product  
Summary  
Catalog

3

---

Hospitality Seating

dazzle.

## IT WAS IN THE MID-FORTIES THAT THE THREE GASSER BROTHERS, LOUIS, ROGER AND GEORGE, DECIDED TO COMBINE THEIR TALENTS AND SET OUT ON THE NEXT PHASE OF THEIR LIVES.

---

With a few ideas and strong work ethic, they set up shop to work with a relatively new material at the time, aluminum. Tapping into some of the local expertise available in their industrial



Photo: (From left to right) Louis Gasser, Roger Gasser and George Gasser

hometown area of Youngstown, Ohio, they began providing services to local companies, such as assembling aluminum storm windows and screens, welding aluminum beer kegs, and even fabricating custom parts for a prototype helicopter.

Driven to develop their own product line, they began designing and manufacturing aluminum-frame dinette sets. With minor success selling these chairs and tables close to home, a young George Gasser loaded a few chairs into the

back of his car and headed to Chicago to exhibit at the National Restaurant Show. Attendees were intrigued by Gasser's highly durable, lightweight chairs and, at the close of

the show, George left Chicago with a nice order, several good leads and a whole new market to develop.

The brothers realized that if their young company was going to succeed, however, innovative design alone was not going to be enough. It was during this period in the company's history that the key components of their business – enduring work ethics, sound engineering principles and meticulous attention to detail – were established.

## TABLE OF CONTENTS

---

BANQUET   BALLROOM SEATING	3
DINING   LOUNGE SEATING	19
RECEPTION   GUEST SEATING	51
CONFERENCE   DESK SEATING	59
FINISHES, OPTIONS & ACCESSORIES	67
INDEX	80

### **A million ways to dazzle.**

Many chairs are just designed to fill a space while performing a basic function. Gasser chairs are designed to elevate the value of that basic function with style and durability. For more than 70 years Gasser has been perfecting the art of designing and building the finest quality commercial seating. When you buy a Gasser chair, you make a wise investment in seating innovation; with style and durability for the best long-term value that maximizes the return on your seating investment. Artfully designed, beautifully executed and built to endure; Gasser chairs don't merely perform, they **dazzle**.





## BANQUET | BALLROOM SEATING

### *Stackable*

SOLANDRA

ARIANNA

KL-9000

GEORGETOWN

SE-8800

MSE-8800

MODEL COMPARISON

ASE ARMCHAIRS

Many of the earliest Gasser stackable models were armless, aluminum-frame chairs with minimal padding. It was in the 1960's that Gasser introduced the stylish #S-8800 series, a dining chair able to stack 6 high without the typical 'stacking chair' appearance. This model featured a selection of six back styles, Gasser's exclusive flex-back technology, a 2" thick foam seat cushion and a color anodized aluminum tube frame with a compact footprint.



A few years later this series was expanded to four (4) distinct sizes, with seat widths of 15", 16.5", 17.5" and 19". The smallest model, #S-4400, is ideal for cafes and cabarets; the two mid-sized models, #S-8800 and #MS-8800, are perfect sizes for banquet and dining rooms; and the largest size, #OS-8800, was created for plush, formal dining.



One of the greatest commercial seating innovations occurred in the late 1970's when Gasser introduced a new and exclusive Protective Edge on its line of stackable chairs. This patented feature guards the perimeter edge of a chair's backrest against damage from handling and stacking, as well as general wear, tear and abuse. At about the same time Gasser re-engineered the #S-8800 to stack 10 high, resulting in the #SE-8800-S10 series becoming the preferred chair for banquet rooms in many of the finest hotels and restaurants worldwide.



Gasser continues to introduce new lines of stackable seating with the aesthetic, comfort and mobility features engineered to exceed the expectations of the world's finest designers, restaurateurs and hotel F & B managers.



Gasser chairs don't merely perform... they **dazzle!**

**gasser**

# SOLANDRA SERIES

- Gasser's Flex-Back Technology
- Gasser's Accenting Impact Resistant Welt
- Ergonomically Contoured Backrest
- Integrated Aluminum Hand Grip
- Wave Contoured, Hi-Density Molded Foam Seat Cushion
- Waterfall Seat Upholstery Treatment
- High-Strength Aluminum Ribbed Tube Legs
- Eco-Friendly Powder Coat Leg Finish
- Premium Carpet Glides
- Stacks 8

Finishes, Options & Accessories See Pages 67-79

APPROXIMATE OVERALL DIMENSIONS  
Based on standard 19" seat height

Height	36in	92cm
Width	21in	52cm
Depth	25in	63cm
Stacks	8	



SLA-101-S8



SLA-101-S8

## ADDITIONAL MODELS



SLA-101-S8  
No Hand Grip



SLA-102-S8



SLA-103-S8



SLA-104-S8



SLA-105-S8





# SOLANDRA S10 SERIES

- Gasser's Flex-Back Technology
- Contoured Backrest to Maximize Stacking
- Integrated Aluminum Hand Grip
- Wave Contoured, Hi-Density Molded Foam Seat Cushion
- Waterfall Seat Upholstery Treatment
- High-Strength Aluminum Ribbed Tube Legs
- Eco-Friendly Powder Coat Leg Finish
- Premium Carpet Glides
- Stacks 10

Finishes, Options & Accessories See Pages 67-79

APPROXIMATE OVERALL DIMENSIONS  
Based on standard 19" seat height

Height	36in	92cm
Width	21in	52cm
Depth	25in	63cm
Stacks	10	



SLA-101-S10



SLA-101-S10



SLA-101-S10





ARN-101

# ARIANNA SERIES

- Gasser’s Flex-Back Technology
- Contoured Backrest to Maximize Stacking
- Integrated Aluminum Hand Grip
- Wave Contoured, Hi-Density Molded Foam Seat Cushion
- Waterfall Seat Upholstery Treatment
- High-Strength Aluminum Smooth Tube Legs
- Eco-Friendly Powder Coat Leg Finish
- Multi-Surface Glides
- Stacks 12

Finishes, Options & Accessories See Pages 67-79

APPROXIMATE OVERALL DIMENSIONS  
Based on standard 19" seat height

Height	36in	92cm
Width	21in	52cm
Depth	25in	63cm
Stacks	12	



## ADDITIONAL MODELS



ARN-102



ARN-103



ARN-104





# KL-9000-S10 SERIES

- Gasser's Flex-Back Technology
- Gasser's Protective Edge Feature
- Ergonomically Contoured Backrest
- Hi-Density Molded Foam Seat Cushion
- Cast Aluminum Legs
- Premium Nylon Glide
- Eco-Friendly Powder Coat Leg Finish
- Stacks 10

Finishes, Options & Accessories See Pages 67-79

## APPROXIMATE OVERALL DIMENSIONS

Based on standard 18.5" seat height

Height	36in	92cm
Width	25in	64cm
Depth	23in	58cm
Stacks	10	



KL-9050-S10  
Shown with Optional Accent  
Upholstery, HB1 Cast Aluminum  
Handle & Polished Metal Finish

## ADDITIONAL MODELS



KL-9000-S10



KL-9010-S10



KL-9020-S10  
Shown with Optional  
Accent Upholstery



KL-9030-S10



KL-9040-S10









GTW-103B  
*Shown with Optional  
Integrated Hand Grip*

# GEORGETOWN SERIES

- Webbed Easy-Change Seat
- Hi-Density Molded Foam Seat Cushion
- High-Strength Aluminum Ribbed Tube Frame
- Lightweight Welded Frame Construction
- Eco-Friendly Powder Coat Frame Finish
- Multi-Surface Glides
- Stacks 8

Finishes, Options & Accessories See Pages 67-79

## APPROXIMATE OVERALL DIMENSIONS Based on standard 19" seat height

Height	36in	92cm
Width	19.5in	49cm
Depth	24.5in	62cm
Stacks	8	



## ADDITIONAL MODELS



GTW-100B



GTW-101B



GTW-102B



GTW-103B



GTW-104B  
*Shown with Optional  
Accent Upholstery*



GTW-105B  
*Shown with Optional  
Integrated Hand Grip*

# SE-8800-S10 SERIES

- Gasser’s Flex-Back Technology
- Gasser’s Protective Edge Feature
- Hi-Density Molded Foam Seat Cushion
- High-Strength Aluminum Smooth Tube Legs
- Eco-Friendly Powder Coat Leg Finish
- Premium Carpet Glides
- Available with Premium Casters
- Stacks 10

Finishes, Options & Accessories See Pages 67-79

APPROXIMATE OVERALL DIMENSIONS  
Based on standard 18.5" seat height

Height	35in	89cm
Width	17in	43cm
Depth	22.5in	57cm
Stacks	10	



CD-10 Chair Dolly



SE-8800-S10  
*Shown with Murano Edge and Leg Profile Option*

## ADDITIONAL MODELS



SE-8801-S10



SE-8802-S10



SE-8810-S10



SE-8812-S10



SE-8816-S10



SE-8818-S10



SE-8860-S10









# MSE-8800-S8 SERIES

- Gasser's Flex-Back Technology
- Gasser's Protective Edge Feature
- Hi-Density Molded Foam Seat Cushion with Scalloped Front
- High-Strength Aluminum Smooth Tube Legs
- Eco-Friendly Powder Coat Leg Finish
- Premium Carpet Glides
- Available with Premium Casters
- Stacks 8

Finishes, Options & Accessories See Pages 67-79

APPROXIMATE OVERALL DIMENSIONS  
Based on standard 18.5" seat height

Height	35.5in	90cm
Width	20.5in	52cm
Depth	23.5in	60cm
Stacks	8	



CD-8 Chair Dolly



MSE-8800-S8

## ADDITIONAL MODELS



MSE-8801-S8



MSE-8802-S8



MSE-8810-S8



MSE-8812-S8  
*Shown with Metal Ball Caster Option*



MSE-8816-S8



MSE-8818-S8



MSE-8860-S8



## SE SERIES MODEL COMPARISON

All SE Series chair styles are available in four distinct sizes



SE-4400

### APPROXIMATE OVERALL DIMENSIONS

Based on standard 18.5" seat height

Height	34.5in	88cm
Width	16.5in	42cm
Depth	21.5in	55cm
Seat Width	15in	38cm
Stacks	6	



SE-8800-S10

### APPROXIMATE OVERALL DIMENSIONS

Based on standard 18.5" seat height

Height	35in	89cm
Width	17in	43cm
Depth	22.5in	57cm
Seat Width	16.5in	42cm
Stacks	10	

## ASE STACKABLE ARMCHAIRS SERIES

- Gasser's Flex-Back Technology
- Gasser's Protective Edge Feature
- Hi-Density Foam Molded Seat Cushion
- High-Strength Aluminum Tube Legs
- Eco-Friendly Powder Coat Leg Finish
- Premium Carpet Glides
- Inter-Stacks with Coordinated Sidechairs
- Stacks 6

### APPROXIMATE OVERALL DIMENSIONS

Based on standard 18.5" seat height

Height	35in	89cm
Width	21.5in	55cm
Depth	23in	58cm
Seat Width	16.5in	45cm
Stacks	6	

INTERSTACKS WITH SE-8800



ASE-8800



MSE-8800-S8

**APPROXIMATE OVERALL DIMENSIONS**  
Based on standard 18.5" seat height

Height	35.5in	90cm
Width	20.5in	52cm
Depth	23.5in	60cm
Seat Width	17.5in	45cm
Stacks	8	



OSE-8800

**APPROXIMATE OVERALL DIMENSIONS**  
Based on standard 18.5" seat height

Height	36.5in	93cm
Width	20.5in	52cm
Depth	23.5in	60cm
Seat Width	19.5in	50cm
Stacks	4	



ASE-9800

**APPROXIMATE OVERALL DIMENSIONS**  
Based on standard 18.5" seat height

Height	36in	91cm
Width	21.5in	55cm
Depth	24in	61cm
Seat Width	17.5in	45cm
Stacks	6	

INTERSTACKS WITH MSE-8800





DINING | LOUNGE SEATING

PARK AVENUE	600
HOLLYWOOD	150
8000	STERLING
XAVIER	NORTHWOOD
MARCO	BAHAMA BAY
ADMIRAL	CAMBER
4200	DESIGN TRAC X-10
4400	BRAVO
SB93	TRADEMARK ARMCHAIRS
SONATA	TRADEMARK BARSTOOLS
SIGNATURE 2000	CUSTOM BOOTHS
SIGNATURE 2100	

A commitment to innovation, quality and durability has always been the basic foundation of the Gasser Chair Company. The original Gasser chairs had an anodized aluminum tube frame with a welded construction and lock-bolt assembly method for superior durability. These chairs were ‘tough-as-nails’ and built to last — some might say they were over-built by today’s standards.

Over the years, Gasser has introduced many unique and exclusive features, including Flex-Back technology, a Protective Edge for the perimeter of a chair’s backrest and a Protective Edge for the perimeter of tables that coordinates with the chair edge, just to name just a few.

The Gasser brothers who founded the company didn’t believe in making anything that wasn’t built-to-last and that they wouldn’t be proud to put their name on. As a testament to this philosophy, they guaranteed their hospitality and casino seating products with the industry’s first ten-year warranty in the 1950’s; a steadfast philosophy that still guides the engineering, design and manufacturing of every Gasser product today.



Gasser chairs don't merely perform... they **dazzle!**

# PARK AVENUE SERIES

- Gasser's Flex-Back Technology
- Choice of Backrest Styles:
  - Fully Upholstered (No opening)
  - Window Pane (Thru Opening)
  - Shadow Box (Closed Opening on Inside)
- Wave Contoured, Hi-Density Molded Foam Seat Cushion
- High-Strength Aluminum Tube Frame
- Lightweight Welded Frame Construction
- Eco-Friendly Powder Coat Leg Finish
- Available With Premium Casters

Finishes & Options See Pages 67-79

APPROXIMATE OVERALL DIMENSIONS  
Based on standard 19" seat height

Height	36in	92cm
Width	18in	46cm
Depth	23.5in	60cm



PAV-202-C1-C  
Shown with Optional Metal Ball Casters and Window Pane Back



PAVSC-101  
Shown with Optional Shadow Box Back  
Stacks 6



PAV-500-C1-A



PAV-201-S1  
Shown with Optional Shadow Box Back  
and Hi-Polished Footrails





# HOLLYWOOD SERIES

- Gasser’s Flex-Back Technology with Fully Exposed Aluminum Designer Back-Plate
- Choice of Backrest Styles:
  - Fully Upholstered Backrest
  - Upholstered Padded Front and Outside Back Panels with Exposed Wood Perimeter
  - Upholstered Padded Front Panel with Exposed Wood Outside Back and Perimeter
- Wave Contoured, Hi-Density Molded Foam Seat Cushion
- All Hardwood Frame with Aluminum Stretchers
- Premium Carpet Glides

Finishes & Options See Pages 67-79

APPROXIMATE OVERALL DIMENSIONS  
Based on standard 18" seat height

Height	34.5in	88cm
Width	18in	47cm
Depth	22.5in	57cm



HWD-300  
Shown with Fully Upholstered Back

APPROXIMATE OVERALL DIMENSIONS  
Based on standard 18" seat height

Height	34.5in	88cm
Width	21in	54cm
Depth	22.5in	57cm



HWD-200  
Shown with Brushed Back-Plate  
and Stretchers



HWD- 100  
Shown with Polished Back-Plate  
and Stretchers

APPROXIMATE OVERALL DIMENSIONS  
Based on standard 30" seat height

Height	46.5in	118cm
Width	18in	47cm
Depth	22.5in	57cm



## 8000 SERIES

- Sprung Seat Construction with Hi-Density Foam
- Decorative Head-To-Head Tacking Accents
- All Hardwood Frame Construction
- Choice of Premium Carpet Glides or Casters

**Finishes & Options See Pages 67-79**

### APPROXIMATE OVERALL DIMENSIONS

Based on standard 19" seat height

Height	32in	81cm
Width	25in	64cm
Depth	24in	61cm



8250-0  
Shown with Optional  
Head to Head Tacking (HHT)

### ADDITIONAL MODELS



8000-1  
Shown with Optional  
Metal Ball Casters



8400-0



8500-0



8550-1  
Shown with Optional  
Metal Ball Casters



8000-B/S-WD2



8400-B/S-WD2



8500-B/S-WD2



8550-B/S-WD2





# XAVIER SERIES

- Gasser's Flex-Back Technology
- Upholstered Front & Outside Backrest Panels
- Exposed Wood Perimeter with Scrolled Edge with Gold Rub
- Easy-Change Ergo Seat with Hi-Density Molded Foam Cushion
- All Hardwood Frame Construction
- Aluminum Footrest Cover
- Super Glides

Finishes & Options See Pages 67-79

APPROXIMATE OVERALL DIMENSIONS  
Based on standard 30.75" seat height

Height	48in	122cm
Width	20in	51cm
Depth	22in	56cm



XAV-6150S  
Shown with Optional Grooved Edge with Gold Rub, Decorative Wood Top Roll and Easy-Change Ergo Seat

APPROXIMATE OVERALL DIMENSIONS  
Based on standard 20" seat height

Height	35in	89cm
Width	23.5in	60cm
Depth	24in	61cm



XAV-6150C



# MARCO SERIES



MRC-9280

- Upholstered Front & Outside Backrest Panels with Exposed Wood Perimeter
- Webbed Deck, Hi-Density Foam Cushion Seat
- All Hardwood Frame with Hoop Stretcher
- Aluminum Footrail Cover
- Premium Carpet Glides
- Available with Flex-Back

Finishes & Options See Pages 67-79

APPROXIMATE OVERALL DIMENSIONS  
Based on standard 19" seat height

Height	34in	86cm
Width	18.5in	47cm
Depth	19.5in	50cm



MRC-9280B

APPROXIMATE OVERALL DIMENSIONS  
Based on standard 30" seat height

Height	45in	114cm
Width	18.5in	47cm
Depth	19.5in	50cm







9210-0

# ADMIRAL SERIES

- Fully Upholstered Armrests & Backrest
- Choice of Exposed Wood Panel Inset Designs
- Decorative Head-To-Head Tacking Accents
- Easy-Change Seat with Hi-Density Foam Cushion
- All Hardwood Frame Construction
- Choice of Premium Carpet Glides or Casters

Finishes & Options See Pages 67-79

APPROXIMATE OVERALL DIMENSIONS  
Based on standard 19" seat height

Height	32in	81cm
Width	27in	69cm
Depth	24.5in	62cm

## ADDITIONAL MODELS



9310-0



9410-0



9010-C2  
*Shown with Optional Casters on Front Legs*



9220-BS-WD2  
*Shown with Optional Rail Style Back Panel*

## 4200 SERIES

- Fully Upholstered or Exposed Wood Backrest & Exposed Seat Rails
- Webbed Deck, Hi-Density Foam Cushion Seat
- All Hardwood Frame Construction
- Choice of Premium Carpet Glides or Casters

**Finishes & Options See Pages 67-79**

**APPROXIMATE OVERALL DIMENSIONS**  
Based on standard 19" seat height

Height	38.5in	98cm
Width	25in	64cm
Depth	26in	66cm



4218-631  
*Shown with Optional Metal Ball Casters*

### ADDITIONAL MODELS



4218X-030



4218X-631-C2  
*Shown with Optional  
Metal Ball Casters  
on Front Legs*



4218X-030-B



4218X-BS-WD2



4418X-611-OSX  
Shown with Optional Metal Ball Casters and  
Optional Decorative Wood Insert on Outside Back

# 4400 SERIES

- Fully Upholstered or Exposed Wood Backrest & Fully Upholstered Seat Rails
- Sprung Seat, Hi-Density Foam Cushion
- All Hardwood Frame Construction
- Choice of Premium Carpet Glides or Casters

Finishes & Options See Pages 67-79

APPROXIMATE OVERALL DIMENSIONS  
Based on standard 19" seat height

Height	38.5in	98cm
Width	25in	64cm
Depth	26in	66cm

ADDITIONAL MODELS



4418-010



4418-610



4418-010-B



4418-BS-WD2

## SB93 SERIES

- Gasser's Flex-Back Technology
- Fully Upholstered Backrest & Seat
- Sprung Seat with Hi-Density Foam Cushion
- All Hardwood Frame with Hoop Stretcher
- Premium Carpet Glides

Finishes & Options See Pages 67-79

### APPROXIMATE OVERALL DIMENSIONS

Based on standard 19" seat height

Height	35.5in	90cm
Width	18.5in	47cm
Depth	25in	65cm



SB93-01

### ADDITIONAL MODELS



SB93-02



SB93-03



SB93-04



SB93-05



SB93-06









# SONATA SERIES

- Exposed Wood Backrest Perimeter & Seat Rails
- Wave Contoured, Hi-Density Molded Foam Seat Cushion
- All Hardwood Frame Construction
- Web Seat
- Premium Carpet Glides
- Stacks 5 (for occasional convenience)
- Sidechair Available with 2" Narrower Seat

Finishes & Options See Pages 67-79

APPROXIMATE OVERALL DIMENSIONS  
Based on standard 19" seat height

Height	35in	89cm
Width	19.5in	50cm
Depth	24.5in	62cm
Stacks	5	



SNA-111

## ADDITIONAL MODELS



SNA-112



SNA-111A



SNA-211



SNA-212







# SIGNATURE 2000 SERIES

- Fully Upholstered Backrest & Seat
- Webbed Seat with Hi-Density Foam Cushion
- All Hardwood Frame Construction
- Armchair
  - Cast Aluminum Arm/Front Leg
  - Stacks 4 (for occasional convenience)
- Sidechair & Barstool
  - Aluminum Stretchers
- Premium Carpet Glides

Finishes & Options See Pages 67-79

APPROXIMATE OVERALL DIMENSIONS  
Based on standard 20" seat height

Height	35in	89cm
Width	22.5in	57cm
Depth	19in	48cm
Stacks	4	



2004-SA  
Shown with Optional Diamond  
Sewn Inside Back



2004-NS-SC  
Shown with Optional Diamond  
Sewn Inside Back

ADDITIONAL MODELS



2205-B



2235-B



2265-B



2104  
*Shown with Optional  
Decorative Webbed Backrest Upholstery*

## SIGNATURE 2100 SERIES

- Shown with Decorative Genuine Leather Webbed Backrest Upholstery Option
- Webbed Seat with Hi-Density Foam Cushion
- All Hardwood Frame Construction
- Cast Aluminum Armrests on Armchair
- Sidechair & Barstool Have Aluminum Stretchers
- Premium Carpet Glides

### Finishes & Options See Pages 67-79

#### APPROXIMATE OVERALL DIMENSIONS Based on standard 19" seat height

Height	35in	89cm
Width	20in	51cm
Depth	19in	48cm



2105-A  
*Shown with Standard Metal Arm*

#### APPROXIMATE OVERALL DIMENSIONS Based on standard 20" seat height

Height	35in	89cm
Width	22.5in	57cm
Depth	19in	48cm



2204-B  
*Shown with Optional  
Decorative Genuine Leather Webbed Backrest Upholstery*

#### APPROXIMATE OVERALL DIMENSIONS Based on standard 31" seat height

Height	42in	107cm
Width	22.5in	57cm
Depth	24in	61cm



## 600 SERIES

- Decorative Head-To-Head Tacking Accents
- Optional Hand-Pleated Diamond Tufting
- All Hardwood Frame Construction
- Premium Carpet Glides
- Chairs Optional with Premium Casters

**Finishes & Options See Pages 67-79**

### APPROXIMATE OVERALL DIMENSIONS

Based on standard 19" seat height

Height	36in	91cm
Width	30in	76cm
Depth	27in	69cm



630-01



650-02

## 150 SERIES

- Fully Upholstered Back and Seat
- Optional Outside Back Upholstered Panel
- Upholstered & Padded Perimeter
- Hi-Density Foam Cushion Seat
- Molded Hardwood Plywood Frame Construction
- Choice of Premium Carpet Glides or Casters

**Finishes & Options See Pages 67-79**


### APPROXIMATE OVERALL DIMENSIONS

Based on standard 18.5" seat height

Height	32.5in	83cm
Width	27in	69cm
Depth	25in	64cm



150-C  
Shown with Optional  
Metal Ball Casters



150-C  
Shown with Optional Outside Back  
Upholstered Panel

# STERLING SERIES

- Gasser's Protective Edge Feature
- Gasser's Flex-Back Technology
- Hi-Density Molded Foam Seat Cushion
- Gasser's Protective Seat Welt Feature
- 360 Degree Swivel
- Eco-Friendly Powder Coat Leg Finish
- Shown with Polished Finish
- Premium Carpet Glides

Finishes & Options See Pages 67-79

APPROXIMATE OVERALL DIMENSIONS  
Based on standard 18.5" seat height

Height	29in	74cm
Width	23in	57cm
Depth	23in	60cm



STR-101-K7



STR-102-X2

APPROXIMATE OVERALL DIMENSIONS  
Based on standard 18.5" seat height

Height	32in	80cm
Width	19in	49cm
Depth	22in	60cm



STR-103B

APPROXIMATE OVERALL DIMENSIONS  
Based on standard 30.5" seat height

Height	42in	106cm
Width	21in	52cm
Depth	23in	59cm







NWD-100

## NORTHWOOD SERIES

- Fully Upholstered Easy-Change Backrest
- Exposed Wood Armrests
- Easy-Change Seat with Hi-Density Molded Foam Cushion
- All Hardwood Frame Construction
- Choice of Premium Carpet Glides or Casters

**Finishes & Options See Pages 67-79**

### APPROXIMATE OVERALL DIMENSIONS

Based on standard 18.5" seat height

Height	32.5in	83cm
Width	24.5in	62cm
Depth	24in	61cm



NWD-100-B

### APPROXIMATE OVERALL DIMENSIONS

Based on standard 30.5" seat height

Height	44.5in	113cm
Width	24.5in	62cm
Depth	24.5in	62cm

## BAHAMA BAY SERIES

- Gasser's Flex-Back Technology
- Pillow-Style Upholstered Backrest
- Hi-Density Foam Seat Cushion
- All Hardwood Frame Construction
  - Sidechair has Wood Stretchers
  - Barstool has Aluminum Stretchers
- Choice of Premium Carpet Glides or Casters

**Finishes & Options See Pages 67-79**

### APPROXIMATE OVERALL DIMENSIONS

Based on standard 19" seat height

Height	39in	99cm
Width	20in	51cm
Depth	28.5in	72cm



BBY-41C  
Shown with Optional Metal Ball Casters

### APPROXIMATE OVERALL DIMENSIONS

Based on standard 30.5" seat height

Height	51in	130cm
Width	20in	51cm
Depth	28.5in	72cm



BBY-41S

# CAMBER SERIES

- Gasser's Flex-Back Technology
- Fully Upholstered Back & Seat
  - Shown with Optional Color Accent Welting
- Hi-Density Molded Foam Seat Cushion
- All Hardwood Frame Construction
- Choice of Premium Carpet Glides or Casters

Finishes & Options See Pages 67-79

APPROXIMATE OVERALL DIMENSIONS  
Based on standard 19" seat height

Height	35.5in	90cm
Width	27.5in	70cm
Depth	23in	58cm



CMB-100-C  
*Shown with Optional  
Metal Ball Casters*

APPROXIMATE OVERALL DIMENSIONS  
Based on standard 30.5" seat height

Height	43.5in	111cm
Width	27.5in	70cm
Depth	23in	58cm



CMB-100-B



## DESIGN TRAC X-10 SERIES

- Thick Hi-Density Molded Foam Seat Cushion
- Steel Tube Frame – All Welded Construction
- Full-Race Ball-Bearing 360° Swivel
- Choice of Frame Finish:
  - Polished Chrome Plated
  - Eco-Friendly Powder Coat

**Finishes & Options See Pages 67-79**

### APPROXIMATE OVERALL DIMENSIONS

Based on standard 18.5" seat height

Height	31.5in	80cm
Width	23.5in	60cm
Depth	23in	58cm



X-10-S



XB-10-B

### APPROXIMATE OVERALL DIMENSIONS

Based on standard 31" seat height

Height	43.5in	111cm
Width	23in	58cm
Depth	23in	58cm



BRV-100



BRV-200

**APPROXIMATE OVERALL DIMENSIONS**  
Based on standard 30.5" seat height

Height	44.5in	113cm
Width	19.5in	50cm
Depth	23in	58cm

## BRAVO SERIES

- Gasser's Flex-Back Technology
- Gasser's Protective Edge Feature
- Hi-Density Molded Foam Seat Cushion
- Sidechair – Cast Aluminum Legs
  - Stacks 4 (for occasional convenience)
- Armchair – High Strength Aluminum Tube Frame
- Barstool – Welded High Strength Aluminum Base with Footrest
- Eco-Friendly Powder Coat Leg Finish

**Finishes & Options See Pages 67-79**

**APPROXIMATE OVERALL DIMENSIONS**  
Based on standard 18.5" seat height

Height	35.5in	90cm
Width	19in	49cm
Depth	25in	64cm
Stacks	4	



BRV-150

**APPROXIMATE OVERALL DIMENSIONS**  
Based on standard 18.5" seat height

Height	33in	85cm
Width	22.5in	57cm
Depth	25in	64cm

# TRADEMARK ARMCHAIR SERIES

A series of Gasser original models that feature:

- Gasser’s Flex-Back Technology
- Gasser’s Protective Edge Feature
- Hi-Density Foam Seat Cushion
  - Minimum 3” Thick
- Choice of Base Styles:
  - High Strength Aluminum Tube Frame
  - Welded High Strength Aluminum Pedestal Base
- Eco-Friendly Powder Coat Leg Finish
- Choice of Premium Carpet Glides or Casters

Finishes & Options See Pages 67-79

APPROXIMATE OVERALL DIMENSIONS  
Based on standard 18.5" seat height

Height	30.5in	78cm
Width	22in	56cm
Depth	23in	58cm



E924-CLT

## ADDITIONAL MODELS

*\*Some Models Shown with Optional Casters*



E1123A



\*E6064-OLT-C2



\*E7280-5V-CS



\*E902-CS



\*E909-CS



E998



# TRADEMARK BARSTOOL SERIES



LeBaron 24

*A series of Gasser original models that feature:*

- Gasser's Flex-Back Technology
- Gasser's Protective Edge Feature
- Hi-Density Foam Seat Cushion
  - Minimum 3" Thick
- Choice of Base Styles:
  - Welded High Strength Aluminum Base with Footrest
  - Hardwood Frame Constructed Base with Footrest
- Steel Tube Footrest
  - Eco-Friendly Powder Coat Finish
- Full-Race Ball-Bearing 360° Swivel
- Premium Carpet Glides

**Finishes & Options See Pages 67-79**

**APPROXIMATE OVERALL DIMENSIONS**  
Based on standard 30.5" seat height

Height	44in	112cm
Width	21in	53cm
Depth	22in	56cm

**ADDITIONAL MODELS**



Baron 1



Baron 30



Baron 33-WD2



LeBaron 5255-DT



LeBaron 924



LeBaron 998-WD1

## CUSTOM BOOTHS

---

Gasser offers complete design, engineering and manufacturing services to meet the special requirements for freestanding as well as built-in custom booth seating.

2500



2200



8000 HALF CIRCLE











## RECEPTION | GUEST SEATING

---

METRO

LOGAN

600

COSMO

ARIA

These Gasser models, ideal for lobbies, reception & waiting rooms, as well as other public areas, adapt well to either a traditional or contemporary decor.



Gasser chairs don't merely perform... they **dazzle!**

## METRO SERIES

- Gasser's Flex-Back Technology
- Simulated Loose-Cushion Back & Seat
- Dual Density Seat Cushion
- All Hardwood Plywood Frame Construction
- Metal Legs with Super Glides
- Optional Swivel Base Available

Finishes & Options See Pages 67-79

APPROXIMATE OVERALL DIMENSIONS  
Based on standard 19" seat height

Height	33in	84cm
Width	35in	89cm
Depth	33in	85cm



MET-100



MET-100-S  
*Shown with Optional Swivel Base*





## LOGAN SERIES

- 14 Gauge Round Steel Tube Frame
- Chrome Plated Metal Finish
- Premium Carpet Glides
- Wall Saver Legs
- Stackable up to 4

Finishes & Options See Pages 67-79

### APPROXIMATE OVERALL DIMENSIONS

Based on standard 18" seat height

Height	31in	80cm
Width	22in	56cm
Depth	18in	44cm



LOG-1610

### ADDITIONAL MODELS



LOG-1620



LOG-1630

## 600 SERIES



630-01

- Decorative Head-To-Head Tacking Accents
- Optional Hand-Pleated Diamond Tufting
- Hi-Density Foam Cushioning
- Sprung Deck Seat
- All Hardwood Frame Construction
- Premium Carpet Glides

Finishes & Options See Pages 67-79

### APPROXIMATE OVERALL DIMENSIONS

Based on standard 19" seat height

Height	36in	91cm
Width	30in	76cm
Depth	27in	67cm

### ADDITIONAL MODELS



650-02



630-50



600-010-WB



650-010-WB



## COSMO SERIES

- All Hardwood Frame Construction
- Sprung Backrest and Seat
- Hi-Density Foam Cushioning
- Premium Carpet Glides

Finishes & Options See Pages 67-79

### APPROXIMATE OVERALL DIMENSIONS

Based on standard 19" seat height

Height	33in	84cm
Width	27in	69cm
Depth	33in	84cm



COS-9930

### APPROXIMATE OVERALL DIMENSIONS

Based on standard 19" seat height

Height	33in	84cm
Width	72in	182cm
Depth	33in	84cm



COS-9974

## ARIA SERIES

- All Hardwood Frame Construction
- Sprung Backrest and Seat
- Hi-Density Foam Cushioning
- Polished Die Cast Aluminum Front Legs

Finishes & Options See Pages 67-79

### APPROXIMATE OVERALL DIMENSIONS

Based on standard 19" seat height

Height	32.5 in	83cm
Width	31.5in	80cm
Depth	33in	84cm



ARI-9930

### APPROXIMATE OVERALL DIMENSIONS

Based on standard 19" seat height

Height	32.5in	83cm
Width	53in	135cm
Depth	33in	84cm



ARI-9954





## CONFERENCE | DESK SEATING

---

SUMMIT  
CONNECT  
DIRECTOR  
EXECUTIVE  
AURORA  
ZOE

This collection of Gasser pedestal base desk chairs is ergonomically designed and equipped with the comfort and mobility features most useful for office, conference / meeting room and business center work areas.



Gasser chairs don't merely perform... they **dazzle!**

**gasser**

## SUMMIT SERIES

- Gasser's Flex-Back Technology
- Gasser's Protective Edge Feature
- Ergonomically Contoured Backrest
- Hardwood Plywood Construction
- Hi-Density Molded Foam Seat and Back
- Adjustable-Height Armrests
- Knee Tilt Mechanism
  - Pneumatic Adjustable Seat Height
  - 360 Swivel
  - Tension Tilt Adjustment
  - 5 Lock Positions
- Powder Coated Cast Aluminum Pedestal Base
- Twin-Wheel Carpet Casters

**Finishes & Options See Pages 67-79**

### APPROXIMATE OVERALL DIMENSIONS

Based on standard 18.5" seat height

Height	39in	99cm
Width	29in	74cm
Depth	26in	66cm



SMT-103-T  
Shown with Optional Embroidery

### ADDITIONAL MODELS



SMT-100-T  
Shown with Optional Two-Color Backrest Panels



SMT-104-T

# CONNECT SERIES

- Ergonomic Seat and Backrest
- All Hardwood Frame Construction
- Web Flex Seat
- Polished Aluminum Die Cast Arms with Padded Armrest
- Knee Tilt Mechanism
  - Pneumatic Adjustable Seat Height
  - 360 Swivel
  - Tension Tilt Adjustment
  - 5 Lock Positions
- Twin-Wheel Carpet Casters

**Finishes & Options See Pages 67-79**

## APPROXIMATE OVERALL DIMENSIONS

Based on standard 19" seat height

Height	46.5in	118cm
Width	25.5in	65cm
Depth	25.5in	65cm



CON-1120-2005-UC



CON-1110-2005-MA

## APPROXIMATE OVERALL DIMENSIONS

Based on standard 19" seat height

Height	41in	104cm
Width	25.5in	65cm
Depth	25in	64cm







E7288-5V-WD-CS-BD  
*Shown with Optional Braid Edge*

## DIRECTOR SERIES

- Gasser's Flex-Back Technology
- Gasser's Protective Edge Feature
- Hardwood Plywood Frame
- Hi-Density Foam Cushioning
- Welded High Strength Aluminum Pedestal Base with Wood Caps
- Full-Race Ball-Bearing 360° Swivel
- Premium Carpet Casters

**Finishes & Options See Pages 67-79**

**APPROXIMATE OVERALL DIMENSIONS**  
Based on standard 18.5" seat height

Height	38.5in	98cm
Width	25.5in	65cm
Depth	26.5in	67cm



E8243  
*Shown with Optional Embroidered Logo*

## EXECUTIVE SERIES

- Gasser's Flex-Back Technology
- Gasser's Protective Edge Feature
- Optional Accent Color Upholstery Welting
- Hardwood Plywood Frame
- Hi-Density Foam Cushioning
- Pneumatic Adjustable Seat Height with 360° Swivel
- Twin-Wheel Carpet Casters
- Polished Cast Aluminum Pedestal Base

**Finishes & Options See Pages 67-79**

**APPROXIMATE OVERALL DIMENSIONS**  
Based on standard 19" seat height

Height	42in	107cm
Width	24in	61cm
Depth	27in	69cm

## AURORA SERIES

- All Hardwood Frame Construction
- Ergonomic Seat & Backrest
  - Simulated Loose-Cushion Style
- Choice of Armrests
  - Fully Upholstered
  - Molded Self-Skin Urethane
- Knee Tilt Mechanism
  - Pneumatic Adjustable Seat Height
  - 360 Swivel
  - Tension Tilt Adjustment
  - 5 Lock Positions
- Home Position Lock
- Twin-Wheel Carpet Casters

**Finishes & Options See Pages 67-79**

### APPROXIMATE OVERALL DIMENSIONS

Based on standard 18" seat height

Height	38in	97cm
Width	25.5in	65cm
Depth	28in	71cm



AUR-9500-BA-1705



AUR-9500-1805  
Shown with Polished Cast  
Aluminum Pedestal Base



# GENESIS SERIES

- High Density Molded Foam Seat and Back
- Ornate Arm Rests
- Polished Cast Aluminum Pedestal Base (2305)
- Twin-Wheel Carpet Casters
- Knee Tilt Mechanism
  - Pneumatic Adjustable Seat Height
  - 360 Swivel
  - Tension Tilt Adjustment
  - 5 Lock Positions
- Tilt or Sync Mechanism

## APPROXIMATE OVERALL DIMENSIONS

Based on standard 18.5" seat height

Height	49in	124cm
Width	25.5in	65cm
Depth	27in	67cm



GEN-1330.5  
Shown with Optional Polished  
Aluminum Base and Ornate Arms



GEN-1320.5  
Shown with Optional Powder Coated  
Ornate Arms & Powder Coated Cast  
Aluminum Base



GEN-1310.5  
Shown with Adjustable Arms & Poly  
Pedestal Base



## FINISHES, OPTIONS & ACCESSORIES

---

### Protective Edge Colors

The Gasser Protective Edge feature is available in eight (8) different profile styles, a selection of twelve (12) standard colors and three (3) accent edge colors. The Murano II double extruded Protective Edge allows two (2) lines of a second color to be placed within the Murano Edge Profile. Available on the Low Profile Edge only is a High Gloss Coating featuring a clear acrylic coating that is double extruded with any of Gasser's Standard or Accent Colors to give a deeper color and shine. Also four (4) decorative rope insert options are available. Custom or special order colors are available on request at additional cost.

### Frame Finishes

The exposed wood frame components of certain Gasser products are made of either Ash or Maple, depending on the model, in a choice of ten (10) standard stain colors. Custom stain colors are available on request at additional cost.

The exposed metal components of most Gasser products have a durable Powder Coat finish as standard, an eco-friendly process where a special paint is applied as a powder and then baked to cure the paint. This results in a decorative and highly durable finish available in twelve (12) standard colors and three (3) accent textured colors. Custom colors are available on request at additional cost.

### Upholstery Treatments & Convenience Options

A selection of handcrafted upholstery treatments is available on most Gasser models. Various convenience options are available, to include: handles, ganging brackets, casters, swivels, adjustable seat height controls and knee-tilt mechanisms.

### Accessories

A few special purpose items designed to improve the efficient handling of Gasser stackable seating.

### Frame Styles and Options

Various metal and wood frames for Gasser chairs and stools are available, as well as a selection of leg, arm and backrest options.

### Table Tops and Bases

Gasser offers tabletops in a choice of edge styles along with a variety of base styles and types.

*Illustrations of the color palettes for the Gasser Protective Edge, Powder Coat and Wood Stain finishes shown throughout this catalog are made by the lithographic process. These illustrations are intended to be used as guides, not as true color representations, and will vary from authentic product colors. Contact a Gasser Customer Service agent to request actual samples when accurate color assessments are required.*

Gasser chairs don't merely perform... they **dazzle!**

**gasser**



## PROTECTIVE EDGE: Profile Shapes



Murano



Traditional



Bombé



Elliptical



Low Profile



Oval



Rail



Reed

## PROTECTIVE EDGE: Standard Color Palette



Carbon



Cobalt Pearl



Copper Oxide



Ivory Pearl



Ochre Pearl



Renaissance



Sienna



Silver



Umber



Vermillion Pearl



Viridian Pearl



Zanzibar



BRAID (BD)

*Decorative roping (Braid) inside a translucent Traditional profile. Standard Braid color is gold. Non-standard color, multi-color and custom color Braids are available at additional cost.*

*Note: Colors illustrated here are made by the lithographic process and may vary from actual product colors.*

## PROTECTIVE EDGE: Accent Color Palette

*Note: Unlike all of Gasser's Standard Protective Edge Colors, these Accent Colors are not offered with a corresponding powdercoat color.*



Pistachio



Kettle



Black Cherry

## MURANO II PROTECTIVE EDGE: Color Combinations

*Note: The Murano II is a double extruded Protective Edge that allows for 2 lines of a second color to be placed within the Murano Edge Profile.*



Renaissance/Sienna



Sienna/Renaissance



Umber/Renaissance



Ivory Pearl/Renaissance



Carbon/Renaissance



Carbon/Zanzibar



Zanzibar/Carbon



Pistachio/Renaissance

## HIGH GLOSS PROTECTIVE EDGE

*The High Gloss Coating is a clear acrylic coating that is double extruded with any of Gasser's Standard or Accent Colors to give a deeper color and shine. The High Gloss Coating is only available on the Low Profile Protective Edge.*



High Gloss/Umber



High Gloss/Renaissance













High Gloss/Zanzibar



High Gloss/Carbon

*Note: Colors illustrated here are made by the lithographic process and may vary from actual product colors.*

# WOOD STAIN FINISH: Standard Color Palette

				
Cherry	Chestnut	Cinnamon	Cordovan	Ebony
				
Golden Oak	Mahogany	Natural	Walnut	White

*Note: Colors depicted here are by the lithographic process and may vary from actual product colors. In addition, the grain of wood species will cause natural color variations that cannot be controlled.*

# POWDER COAT FINISH: Standard Color Palette

## Satin Smooth Finishes

			
Carbon	Cobalt	Copper Oxide	Ivory
			
Ochre	Renaissance	Sienna	Silver
			
Umber	Vermillion	Viridian	Zanzibar

## Accent Textured Finishes


Antique Vein

Veneto Vein

Bronze Sparkle

*Note: Colors illustrated here are made by the lithographic process and may vary from actual product colors.*



## ARTISAN WOOD POWDER COAT: Standard Color Palette

---



Mahogany



Chestnut



Teak



Ebony

*Note: Colors depicted here are by the lithographic process and may vary from actual product colors. In addition, the grain of wood species will cause natural color variations that cannot be controlled.*



## UPHOLSTERY TREATMENT OPTIONS

### Notes:

1. Not all upholstery treatments shown here available on all chair/stool/settee models
2. Each upholstery treatment may appear different than illustrated according to the shape/style of any specific chair/stool/settee model



### DIAMOND TUFTING (DT)

Hand-pleated tufting with deep foam padding on inside of backrest.



### DIAMOND TUFTING (DTO)

Hand-pleated tufting with deep foam padding on outside of backrest.



### SEWN BUTTON TUFTING (BTO)

Sewn diamond-shapes in padded outside upholstery of backrest with decorative nails (buttons).



### SEWN CHANNEL TUFTING (CH)

Sewn channel-shapes in padded inside upholstery of backrest.



### SEWN CHANNEL TUFTING (CHO)

Sewn channel-shapes in padded outside upholstery of backrest.



### SEWN SCALENE & BUTTON (SBO)

Sewn triangular pattern in outside of backrest with decorative button.



### HEAD-TO-HEAD TACKING (HHT)

Decorative nails applied individually around inside perimeter of backrest.



### HEAD-TO-HEAD TACKING (HHTO)

Decorative nails applied individually around outside perimeter of backrest.

### CUSTOM EMBROIDERY

Your logo embroidered to personalize your chair.



### SHIRRING (SH)

Hand gathered & pleated upholstery material on perimeter of chair or stool backrest and/or seat.  
(Shirring on seat apron shown)

## HANDLE OPTIONS

*NOTE: Not all handle styles are available on all models*



### FINGER GRIP 3 (FG-3)

Attached to surface of outside back –  
not recommended for stackable chairs



### HAND HOLD 3 (HH-3)

Hole through backrest



### FINGER GRIP 10 (FG-10)

Hole through backrest approx 1/2"



### HAND BAR 1 (HB-1)

Cast Aluminum Handle

## MOBILITY OPTIONS: Casters

### Caster Styles



**Rubber Tire Caster**  
For use on hard floors



**Metal Ball Caster**  
For use on carpeted floors



**Hooded Ball Caster**



**Twin Wheel Caster  
with Hood**

### Caster Options (to enhance or limit mobility)

*Chairs with 4 leg frames can be ordered with casters on all 4 legs or 2 front legs.*

- Specify casters on all 4 legs for greatest mobility.
- Specify casters on front legs when a limit to the ease of mobility is desired.

*This option is not available with a pedestal base and when a swivel is specified.*



**Casters on 4 legs (C)**



**Casters on front 2 legs (C-2)**

## GANGING BRACKET OPTIONS

*Note: Available on most stackable chair models*



### FIXED GANGING BRACKET (GB-1)

Brackets remain in position at all times



### RETRACTABLE GANGING BRACKET (GB-2)

Brackets slide under the seat when not required



## METAL 4-LEG STACKABLE CHAIR FRAME STYLES

*Note: Not all bases are available on all models*



**Custom Leg Tube (C/LT)**

High strength aluminum square tube frame — available in smooth, murano or ribbed. Standard on most stackable models.



**Ornate Leg Tube (O/LT)**

High strength aluminum square tube frame — available in smooth or ribbed. Available on most stackable models.



**KL Designer Leg (KL)**

Die-Cast aluminum leg frames standard on the KL-9000 series. Available on some other models.

## METAL 4-LEG NON-STACKABLE CHAIR FRAME STYLES

*Note: Not all bases are available on all models*



**4-Leg Tube (4/LT)**

High strength aluminum square tube frame — available smooth, murano or ribbed Standard on most chairs. Optional casters and swivel available



**Ornate Leg Tube (O/LT)**

High strength aluminum square tube frame available in smooth or ribbed. Available on most chairs. Optional casters available.



**Metal Tube Leg Profiles**

(Left to right) Smooth, Murano and Ribbed leg profiles are available on most aluminum square tube frames.

## BARSTOOL & COUNTERSTOOL BASE STYLES

*Note: Not all bases are available on all models*

### Metal Bases



**4-Leg Solid (4/LS)**

Solid aluminum components, 4 legs with Tear-drop shape. All welded assembly with durable Powder Coat finish. Heavy gauge steel footrest lock-bolted to each leg. Standard with 360° full-race ball-bearing swivel.



**4-Leg Fluted Aluminum (FL)**

Solid aluminum components, 4 round legs with fluted design. All welded assembly with durable Powder Coat finish. Heavy gauge steel footrest lock-bolted to each leg. Standard with 360° full-race ball-bearing swivel.



**4-Leg Turned Wood (WD1)**

4 hardwood turned legs bolted through 3" steel sleeves welded to a steel top plate. Heavy gauge steel footrest lock-bolted through each leg. Standard with 360° full-race ball-bearing swivel.

### Wood Bases



**4-Leg Curved Wood Base (WD-2)**

4 hardwood legs framed and bolted to a hardwood top plate. Heavy gauge steel footrest lock-bolted through each leg. Standard with 360° full-race ball-bearing swivel.

# PEDESTAL CHAIR BASE STYLES

*Note: Not all pedestal bases are available on all models*

Available on all Dining/Lounge Trademark series and Conference/Desk Boardroom series



## X-Pedestal (X-3)

Solid aluminum X-3 style components have a welded assembly and Powder Coat finish. Available w/ casters and ball-bearing swivel.



## 5 Vane Pedestal (5V-3)

Solid aluminum X-3 style components have a welded assembly and Powder Coat finish. Available w/ casters and ball-bearing swivel.



## 5 Arm Pedestal (5A-SBK)

Cast aluminum with Powder Coat finish. Standard with black twin-wheel casters, swivel, and adjustable seat height; Available with optional mechanism.



## X-Pedestal w/ Wood Caps (X-WD)

Solid aluminum structural components have a welded assembly and Powder Coat finish. Solid Wood caps cover each vane. Available w/ casters and ball-bearing swivel.



## 5-Vane w/ Wood Caps (5V-WD)

Solid aluminum structural components have a welded assembly and Powder Coat finish. Solid Wood caps cover each vane. Available w/ casters and ball-bearing swivel.



## 5 Arm Pedestal (5A-SPT)

Cast aluminum structure w/ polished surface. Standard with black twin-wheel casters, swivel, and adjustable seat height; Available with optional mechanism.

Available on Connect Model

Available on all Aurora & Zoe Models



## 5 Arm Pedestal (2105)

Cast aluminum structure w/ Powder Coat. Standard with black twin-wheel casters, adjustable seat height with swivel and mechanism.



## 5 Arm Pedestal (1705)

Cast Poly structure w/ Powder Coat. Standard with black twin-wheel casters, adjustable seat height with swivel and mechanism.



## 5 Arm Pedestal w/ Wood Caps (1205)

Cast aluminum structure with Wood caps. Standard with black twin-wheel casters, adjustable seat height with swivel and mechanism.



## 5 Arm Pedestal (2005)

Cast aluminum structure w/ polished surface. Standard with black twin-wheel casters, adjustable seat height with swivel and mechanism.



## 5 Arm Pedestal (1805)

Cast aluminum structure w/ polished surface. Standard with black twin-wheel casters, adjustable seat height with swivel and mechanism.

The following information relates primarily to the 4000 and 7000 series of wood frame models.

## WOOD CHAIR BASIC MODELS

*Note: Basic models are defined by the style/shape of the backrest*



Backrest style '02'



Backrest style '03'



Backrest style '04'



Backrest style '06'



Backrest style '10'



Backrest style '16'



Backrest style '18'



Backrest style '80'



Backrest style '88'



The following information relates primarily to the 4000 and 7000 series of wood frame models.

## WOOD CHAIR LEG STYLES

*Note: Not all leg styles are available on all models*



**Smooth-Style (0)**  
*Cherry Stain*



**Chippendale-Style (1)**  
*Chestnut Stain*



**Queen Anne-Style (2)**  
*Ebony Stain*



**Designer-Style (7)**  
*Cinnamon Stain*

## WOOD CHAIR ARM STYLES



**Straight-Style (1)**  
*Cordovan Stain*



**Scroll-Style (5)**  
*Mahogany Stain*



**Curved-Style (6)**  
*Golden Oak Stain*



**Upholstered-Style (4)**  
*Walnut Stain*  
*Decorative Tacking Optional*

## SEAT OPTIONS



**Seat Deck – Upholstered**  
**Seat Frame – Exposed Wood**



**Seat & Frame – Upholstered as a unit**



**Seat Deck & Frame – Upholstered Separately**

## BACKREST OPTIONS



**Exposed Wood Perimeter**  
*Not applicable to all models.*



**Fully Upholstered**

## ACCESSORIES FOR STACKABLE CHAIRS

### Hand Trucks

Gasser HT series Stack Chair Hand Trucks are constructed with a welded assembly of heavy gauge steel tube protected with a durable Powder Coat finish; an upholstered pad is positioned to support the stacked chairs; two 10" solid rubber tires mounted on steel wheels with a ball-bearing assembly are standard; 10" pneumatic tires are available at additional cost.



#### HT-24

Designed for stackable chair model:

- SE-8800 Series
- MSE-8800 Series
- ASE-8800 Series
- OSE-8800 Series



#### HT-25

Designed for stackable chair model:

- Sonata Series (stacks 5)



#### HT-26

Designed for stackable chair model:

- Solandra S-8 Series  
\*Up to 6 chairs
- Georgetown Series



#### HT-27

Designed for stackable chair model:

- Solandra S-8 Series  
\*Up to 10 chairs
- KL-9000 Series

### Heavy Duty Hand Truck

The Gasser Heavy Duty HT-23 Stack Chair Hand Truck is constructed with a welded assembly of heavy gauge steel tube that is protected with a durable, Eco-Friendly Powder Coat finish. An upholstered pad is positioned to support a stack of chairs with two 10" pneumatic tires mounted on steel wheels with a ball-bearing assembly and two 4" solid hard rubber swivel casters positioned at both the front and rear of the hand truck.

This HD Hand Truck is designed to tilt back on the rear set of wheels in order to safely transport a stack of 10 chairs with less effort and better efficiency. It is ideal for use when many chairs are being frequently moved.



#### HT-23

- SE-8800
- MSE-8800
- OSE-8800



#### HT-30

- Arianna Series
- SE-8800

### Stack Chair Storage Carts (Chair Dollies)

The Gasser Stack Chair Storage Cart is constructed of heavy gauge steel that is protected with a durable, Eco-Friendly Powder Coat finish. Four 5" solid rubber casters, each mounted on steel wheels with a 360° ball-bearing swivel assembly, are lock-bolted to the support frame to allow for easy mobility.

The CD-10 allows for more chairs to be stacked on each cart.

NOTE: A different Stack Chair Storage Cart is built to meet the size requirement of each stack chair model series. It is important to indicate the specific Gasser stack chair series being used when ordering.



CD-8



CD-10

# TABLES

## Table Top Edge Styles



## Table Tops



## Table Bases

*Note: All bases are available at 28" Table height or a 42" Bar height, except KBH and KBX which are only available at a 42" Bar height.*





# INDEX

## BANQUET | BALLROOM SEATING

Solandra S8 series .....	4
SLA-101-S8	
SLA-102-S8	
SLA-103-S8	
SLA-104-S8	
SLA-105-S8	
Solandra S10 series .....	6
SLA-101-S10	
Arianna series .....	7
SLA-101-S10	
KL-9000 series .....	9
KL-9000-S10	
KL-9010-S10	
KL-9020-S10	
KL-9030-S10	
KL-9040-S10	
KL-9050-S10	
Georgetown series .....	11
GTW-100B	
GTW-101B	
GTW-102B	
GTW-103B	
GTW-104B	
GTW-105B	
SE-8800 SERIES .....	12
SE-8800-S10	
SE-8801-S10	
SE-8802-S10	
SE-8810-S10	
SE-8812-S10	
SE-8816-S10	
SE-8818-S10	
SE-8860-S10	
MSE-8800 series .....	15
MSE-8800-S8	
MSE-8801-S8	
MSE-8810-S8	
MSE-8812-S8	
MSE-8816-S8	
MSE-8818-S8	
MSE-8860-S8	
Comparisons .....	16
SE-4400	
SE-8800-S10	
MSE-8800-S8	
OSE-8800	
ASE-8800	
ASE-9800	

## DINING | LOUNGE SEATING

Park Avenue series .....	20
PAV-202-C1-C	
PAV-201-S1	
PAV-500-C1-A	
PAVSC-101	
Hollywood series .....	22
HWD-100	
HWD-200	
HWD-300	
8000 series .....	24
8000-1-C	
8000-BS-WD2	
8250-0	
8400-0	
8400-BS-WD2	
8500-0	
8500-BS-WD2	
8550-1-C	
8550-BS-WD2	
Xavier series .....	26
XAV-6150C	
XAV-6150S	
Marco series .....	27
MRC-9280	
MRC-9280B	

## DINING | LOUNGE SEATING

Admiral series .....	29
9010-1-C2	
9210-0	
9220-BS-WD2	
9310-0	
9410-0	
4200 series .....	30
4218-631-C	
4218X-030	
4218X-030-B	
4218X-631-C2	
4218X-BS-WD2	
4400 series .....	31
4418X-611-OSX-C	
4418-010	
4418-010-B	
4418-610	
4418-BS-WD2	
SB-93 series .....	32
SB93-01	
SB93-02	
SB93-03	
SB93-04	
SB93-05	
SB93-06	
Sonata series .....	34
SNA-111	
SNA-111A	
SNA-112	
SNA-211	
SNA-212	
Signature 2000 series .....	36
2004-SA	
2004-NS-SC	
2205-B	
2235-B	
2265-B	
Signature 2100 series .....	37
2104	
2105-A	
2204-B	
600 series .....	38
630-01	
650-02	
150 series .....	38
150-C	
Sterling Series series .....	39
STR-101	
STR-102	
STR-103	
Northwood series .....	41
NWD-100	
NWD-100-B	
Bahama Bay series .....	42
BBY-41C	
BBY-41S	
Camber series .....	43
CMB-100-B	
CMB-100-C	
Design Trac X-10 series .....	44
X-10-S	
XB-10-B	
Bravo series .....	45
BRV-100	
BRV-150	
BRV-200	
Trademark Armchair series .....	46
E1123A	
E6064-OLT-C2	
E7280-5V-CS	
E902-CS	
E909-CS	
E924-CLT	
E998	
Trademark Barstool series .....	47
Baron I	
Baron 30	
Baron 33-WD2	
LeBaron 24	
LeBaron 5255-DT	
LeBaron 924	
LeBaron 998-WD1	

Custom Booth Seating .....	48
----------------------------	----

## RECEPTION | GUEST SEATING

Metro series .....	52
MET-100	
MET-100-S	
Logan series .....	54
LOG-1610	
LOG-1620	
LOG-1630	
600 series .....	55
600-010-WB	
630-01	
630-50	
650-010-WB	
650-02	
Cosmo series .....	56
COS-9930	
COS-9974	
Aria series .....	57
ARI-9930	
ARI-9954	

## CONFERENCE | DESK SEATING

Summit series .....	60
SMT-100-T	
SMT-103-T	
SMT-104-T	
Connect series .....	61
CON-1110-2005-UC	
CON-1120-2005-MA	
Director series .....	63
E7288-5V-WD-CS-BD	
Executive series .....	63
Aurora series .....	64
AUR-9500-BA	
AUR-9500-1805	
Genesis series .....	65
GEN-1330.5	
GEN-1320.5	
GEN-1310.5	

## FINISHES, OPTIONS & ACCESSORIES

Protective Edge .....	68
Profile Shapes	
Standard Color Palette	
Protective Edge Options .....	68
Protective Edge Accent Colors	
Murano II Protective Edge	
High Gloss Protective Edge	
Frame Finishes .....	70
Wood Stain Finish	
Metal Powder Coat Finish	
Upholstery Treatment Options .....	72
Diamond Tufting	
Diamond Tufting Outside	
Sewn Button Tufting Outside	
Sewn Channel Tufting	
Sewn Channel Tufting Outside	
Sewn Scalene & Button	
Head-To-Head Tacking	
Head-To-Head Tacking Outside	
Custom Embroidery	
Shirring	
Handle Options .....	73
FG-3	
HH-3	
FG-10	
HB-1	
Mobility Options .....	73
Caster Styles	
Rubber Tire Casters	
Metal Ball Casters	
Hooded Twin-Wheel Casters	
Twin-Wheel Casters	
Limiting Mobility	
C vs. C-2	
Ganging Brackets .....	73
GB-1	
GB-2	

## FINISHES, OPTIONS & ACCESSORIES

Metal 4-Leg Stackable Frame .....	74
Custom Leg Tube	
KL Designer Leg	
Ornate Leg Tube	
Metal Tube Profiles	
Metal 4-Leg Non-Stackable Frame .....	74
4/LT	
Metal Tube Leg Profiles	
Ornate Leg Tube	
Metal Tube Profiles	
Bar & Counter Stool Base Styles .....	74
4-Leg Fluted	
4-Leg Solid	
4-Leg Wood-1	
4-Leg Wood-2	
Pedestal Base Styles .....	75
5 Arm Pedestal (5V-SBK)	
5 Arm Pedestal (5A-SPT)	
5 Arm Pedestal (2105)	
5 Arm Pedestal (2005)	
5 Arm Pedestal (1705)	
5 Arm Pedestal (1805)	
5 Arm Pedestal w/ Wood Caps (1205)	
5 Vane Pedestal (5V-3)	
5 Vane Pedestal w/ Wood Caps (5V-WD)	
X-Pedestal (X-3)	
X-Pedestal w/ Wood Caps (X-WD)	
Wood Chair Basic Models .....	76
4000 & 7000 series	
Wood Chair Leg Styles .....	77
4000 & 7000 series	
Wood Chair Arm Styles .....	77
4000 & 7000 series	
Seat Options .....	77
4000 & 7000 series	
Backrest Options .....	77
4000 & 7000 series	
Accessories for Stackable Chairs .....	78
Hand Trucks	
HT-23	
HT-24	
HT-25	
HT-26	
Storage Carts	
CD-8	
CD-10	
Table Top Edge Style Options .....	79
PTE-1	
PTE-2	
PTE-3	
PTE-4	
PTE-5	
PTE-6	
Self Edge	
WDE-1	
WDE-2	
Table Tops .....	79
Laminate	
Resin Coated	
Square to Round	
Wood	
Table Bases .....	79
910	
GTB/O	
GTP	
GWD	
KBH	
KBX	
SS2222	



Youngstown, OH 44505 USA 800.323.2234 330.759.2234 Fax 330.759.9844

©2018 Gasser Chair Company, Inc. Printed USA AC/2.5.2015/2m

[gasserchair.com](http://gasserchair.com)